

KEDACOM

Display & Control Solution



**Reliable Displays Built for
Command Center**

Ultra-fine Pitch LED Display System



“


KEDACOM's JY series fine pitch LED screen solution, is specially designed as a highly professional level display solution for a variety of indoor applications, including command center and video communication room in particular, with options of 1.2mm and 1.5mm available.

In order to solve traditional LED screen solution's problem such as the lack of image fidelity in real-time monitoring, conference and command scenes, JY series uses high end LED components accompanied with KEDACOM image optimizing algorithm, which will truly reflect synchronous and vivid viewing image for command center and video communication system. In addition, KEDACOM creates an innovative star topology connection scheme and redundancy backup mechanism making it applicable to 24/7 operations, which provides safety and reliability for your emergency dispatching system.

Professional Image Performance

• Low Brightness but High Grey Scale

JY series featuring high grey scale in low brightness are specially designed for indoor command center where needs long time observation. They're supported by its high grey scale in low brightness mode, not only brings more abundant details and higher vividness to image than traditional LED screen, particularly when displaying infrared black and white image at night, but also protect observer's eyes during long time observation.



KEDACOM



OTHERS



KEDACOM

OTHERS

• Professional Image Processing

Thanks to KEDACOM's Professional Image Processor and Patented ISP Algorithm, together with the deep accumulation of industry solution experience, LED Display generates more spontaneous, exquisite quality. In the meantime, the Point-by-Point Calibration technology ensures uniformity on brightness-and-color of the whole display. In addition, flexible adjustment can be controlled in brightness, hue, saturation, contrast rate, sharpness, color temperature and many more to achieve optimum display effect.

• Wide Angle of View

KEDACOM LED display features wide viewing angle of 160° horizontally and vertically without color differences from different angles, which makes the display clearly viewable from multiple directions.



• 16:9 & High Resolution

Each module adopts 16:9 point-to-point display design, which can support 2K, 4K, 8K and other high resolutions. It ensures the pixel to pixel correspondence of LED at high resolution, so as to achieve the ultimate high-definition video image.


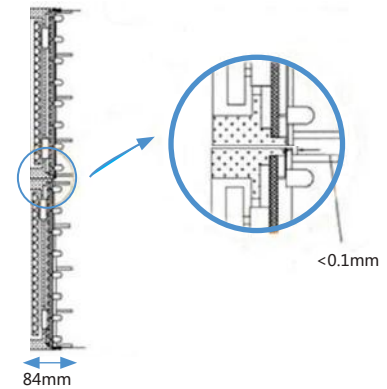
	1x1	2x2	3x3	4x4	8x4	5x5	10x5	8x8	16x8	10x10	20x10	16x16	20x20	
Models	JY-P2-X12/X12S	480×270	960×540	1440×810	1920×1080	3840×1080	2400×1350	4800×1350	3840×2160	7680×2160	4800×2700	9600×2700	7680×4320	9600×5400
	JY-P2-X15/X15S	384×216	768×432	1152×648	1536×864	3072×864	1920×1080	3840×1080	3072×1728	6144×1728	3840×2160	7680×2160	6144×3456	7680×4320
Video Wall Size	Feet	2.00×1.13	4.00×2.25	6.00×3.38	8.00×4.50	16.00×4.50	10.00×5.63	20.00×5.63	16.00×9.00	32.00×9.00	20.00×11.25	40.00×11.26	32.01×18.00	40.00×22.50
	Meters	0.61×0.34	1.22×0.69	1.83×1.03	2.44×1.37	4.88×1.37	3.05×1.72	6.1×1.72	4.88×2.74	9.76×2.74	6.1×3.43	12.2×3.43	9.76×5.50	12.2×6.86

1080p Dual 1080p 4K Dual 4K 8K

Delicate Industrial Design and Easy Maintenance

• High Working Accuracy

High Working Accuracy is adopted comprising <math><0.1\text{mm}</math> Flatness of Cabinet, Seamless Splicing, Consideration with Heat Expansion, Full Die-casting Aluminum, Ultra Light and Thin.



• Magnetic and Modular

Magnetic module and Cableless design creates a low failure rate. LED module, Power supply and Control board can all be maintained at the front side, which is simple and efficient.

• Fanless & Silent

The Cabinet design which is fanless without ventilation hole and zero noise. It also utilizes its own material and structure for heat dissipation, expanding product's life span without dust accumulation problem.

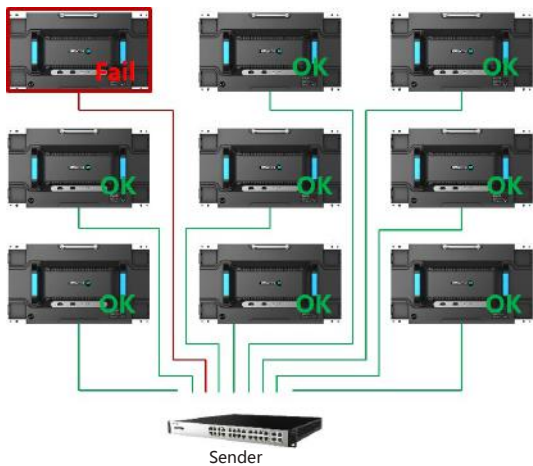


• Graphic Management

Graphic Management could monitor and configure cabinet and senders visually. User can select different mode by themselves, which is simple and easy to use.

System-level High Reliability

• Pioneering Star Topology



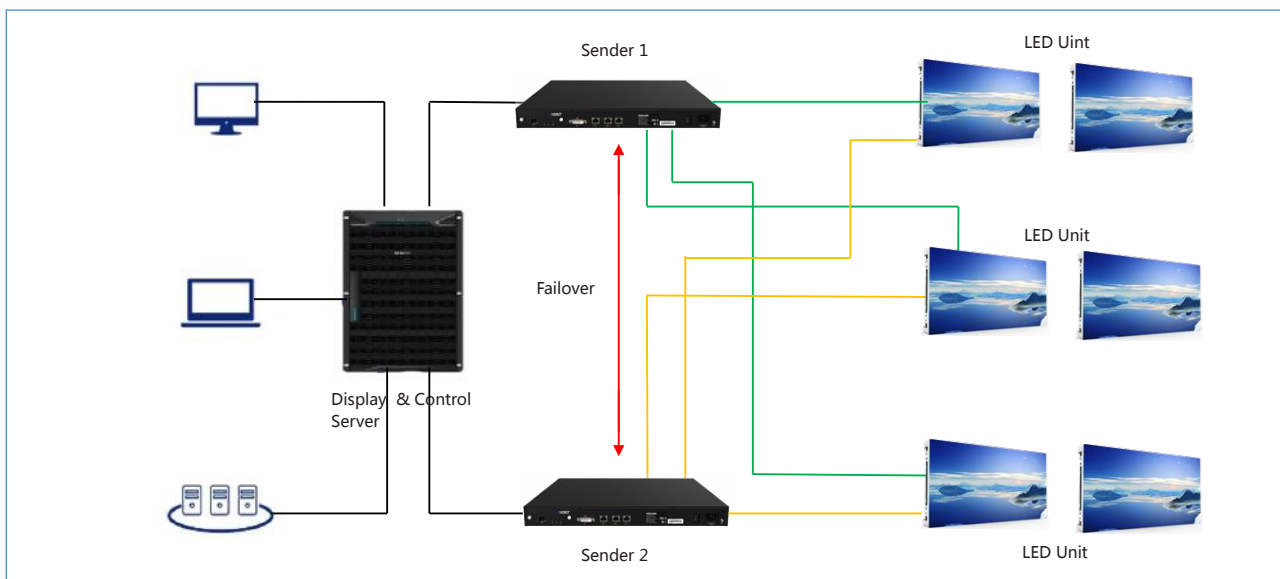
KEDACOM brings the innovative and pioneering star topology structure, with sender connecting each cabinet by cables independently which leads to less looping failure. The usual serial connection structure used will lead to complex wiring and whole display failure, once any cabinet display fails. The failure is hard to be diagnosed, causes time wastage, and critical video lost. However, in star topology structure, failure of single cabinet will not affect other cabinets which reduces risk by losing only the error cabinet and makes it easy and quick to be diagnosed and located.

So far the most used serial structure by other suppliers is getting much more complicated, once any cabinet is at fault, it will be hard to find or pin point.





Whereas if a single cabinet fails in the star topology connection, there will only be that cabinet that will need to be shut down, but not affecting all the other connection or display cabinet. Therefore, this can help decrease the risk of single fault point, meanwhile locate where the problem is immediately.

• Power and Link Redundancy

The system is insured thoroughly with dual receiver and power module, which achieve power and link redundancy. Equipped with dual senders and connected to the 2 signal input ports on LED module, when the Sender 1 fails, the system will switch the signal source to the Sender 2 automatically to ensure the reliable operation on its own.



• LED Display Screen

Model		JY-P2-X12 (Single Power Single Receiver)	JY-P2-X12S (Dual-Power Dual-Receiver)	JY-P2-X15 (Single Power Single Receiver)	JY-P2-X15S (Dual-Power Dual-Receiver)
					
Module	Pixel Configuration	SMD 3 in 1	SMD 3 in 1	SMD 3 in 1	SMD 3 in 1
	Pixel Pitch (mm)	1.27	1.27	1.588	1.588
	Module Resolution (W × H)	240 × 135	240 × 135	192 × 108	192 × 108
	Module Dimensions (W × H × D)	304.96 × 171.54 × 13 (mm)	304.96 × 171.54 × 13 (mm)	304.96 × 171.54 × 13 (mm)	304.96 × 171.54 × 13 (mm)
Unit	No. of Modules per Unit (W × H)	2 × 2	2 × 2	2 × 2	2 × 2
	Unit Resolution (W × H)	480 × 270	480 × 270	384 × 216	384 × 216
	Unit Dimensions (W × H × D)	609.92 × 343.08 × 82 (mm)	609.92 × 343.08 × 82 (mm)	609.92 × 343.08 × 82 (mm)	609.92 × 343.08 × 82 (mm)
	Unit Area (m2)	0.209	0.209	0.209	0.209
	Weight per Unit (kg / unit)	9	10	9	10
	Pixel Density (pixels / m2)	620000	620000	396550	396550
	Flatness of Unit (mm)	≤ 0.1	≤ 0.1	≤ 0.1	≤ 0.1
Hardware Interface	Video Receive Port (RJ45)	1	2	1	2
	Power Input Port	1	2	1	2
Display	Brightness Correction of Single Point	Supported	Supported	Supported	Supported
	Color Correction of Single Point	Supported	Supported	Supported	Supported
	White Balance Brightness (nits)	800 (CT 6500k, by correction)	800 (CT 6500k, by correction)	800 (CT 6500k, by correction)	800 (CT 6500k, by correction)
	CT (K)	2000~9300, adjustable	2000~9300, adjustable	2000~9300, adjustable	2000~9300, adjustable
	Viewing Angle (H)	160°	160°	160°	160°
	Viewing Angle (V)	160°	160°	160°	160°
	Central Light Deviation	≤ 2.5%	≤ 2.5%	≤ 2.5%	≤ 2.5%
	Brightness Uniformity	≥ 98%	≥ 98%	≥ 98%	≥ 98%
	Color Uniformity	Within ±0.003 Cx, Cy	Within ±0.003 Cx, Cy	Within ±0.003 Cx, Cy	Within ±0.003 Cx, Cy
Electrical	Max. Power Consumption	160W/unit, 766W/m ²	160W/unit, 766W/m ²	160W/unit, 766W/m ²	160W/unit, 766W/m ²
	Avg Power Consumption	53W/unit, 255W/m ²	53W/unit, 255W/m ²	53W/unit, 255W/m ²	53W/unit, 255W/m ²
	Power Supply	AC100~240V (50~60 Hz)	AC100~240V (50~60 Hz)	AC100~240V (50~60 Hz)	AC100~240V (50~60 Hz)
Processing Capacity	Driving Mode	Constant Current Drive	Constant Current Drive	Constant Current Drive	Constant Current Drive
	Frame Rate (Hz)	50 / 60	50 / 60	50 / 60	50 / 60
	Refresh Rate (Hz)	3840	3840	3840	3840
Operation	Lifetime (Hrs)	100,000	100,000	100,000	100,000
	Operating Temp. (°C)	-10 ~ +55	-10 ~ +55	-10 ~ +55	-10 ~ +55
	Storage Temp. (°C)	-25 ~ +85	-25 ~ +85	-25 ~ +85	-25 ~ +85
	Operating Humidity (RH)	10 ~ 90% RH non-condensing	10 ~ 90% RH non-condensing	10 ~ 90% RH non-condensing	10 ~ 90% RH non-condensing
	Storage Humidity (RH)	10 ~ 95% RH non-condensing	10 ~ 95% RH non-condensing	10 ~ 95% RH non-condensing	10 ~ 95% RH non-condensing
Maintenance	Serviceability	Front	Front	Front	Front

LCD Display System



KEDACOM LCD product features ultra-narrow bezel panel with seams minimum at 1.8mm. Direct type LED backlight can accomplish high brightness and wide color gamut.

There are rich selections of video interfaces of DVI VGA, HDMI and many more. Now users can mix and match three different sizes-46", 49" and 55", two seam types-1.8mm and 3.5mm, two brightness levels-500cd/m² and 700cd/m², according to their own requirement. Compared to LED Display, the LCD system has a better performance price ratio.



• 1.8mm Series LCD Display Screen

Model		JL-L1-49H18	JL-L1-49L18	JL-L1-55H18	JL-L1-55L18
					
Physical	Diagonal	49"	49"	55"	55"
	Bezel Width	1.8mm	1.8mm	1.8mm	1.8mm
	Panel Type	S-IPS	S-IPS	S-IPS	S-IPS
	Backlight	Direct LED	Direct LED	Direct LED	Direct LED
	Display Size	1073.8 × 604mm	1073.8 × 604mm	1209.6 × 680.4mm	1209.6 × 680.4mm
	Dimensions	1075.72 × 605.94 × 74.1mm	1075.72 × 605.94 × 74.1mm	1211.5 × 682.3 × 66.3mm	1211.5 × 682.3 × 66.3mm
	Net Weight	20kg	20kg	21kg	21kg
Display	Gross Weight	22kg	22kg	23.5kg	23.5kg
	Resolution	1920 × 1080	1920 × 1080	1920 × 1080	1920 × 1080
	Contrast Ratio	4000:1	3000:1	4000:1	3000:1
	Luminance	700cd/m ²	500cd/m ²	700cd/m ²	500cd/m ²
	Aspect Ratio	16:9	16:9	16:9	16:9
	Response Time	8ms	8ms	8ms	8ms
	Chroma	16.7M	16.7M	16.7M	16.7M
Control	Viewing Angle	178°(H) / 178°(V)	178°(H) / 178°(V)	178°(H) / 178°(V)	178°(H) / 178°(V)
	Input	1 × DVI, 1 × VGA, 1 × HDMI, 1 × BNC	1 × DVI, 1 × VGA, 1 × HDMI, 1 × BNC	1 × DVI, 1 × VGA, 1 × HDMI, 1 × BNC	1 × DVI, 1 × VGA, 1 × HDMI, 1 × BNC
	output	1 × BNC	1 × BNC	1 × BNC	1 × BNC
	Control	RS232, IR	RS232, IR	RS232, IR	RS232, IR
Power	Other Interface	USB	USB	USB	USB
	Power Input	AC100~240V (50~60Hz)	AC100~240V (50~60Hz)	AC100~240V (50~60Hz)	AC100~240V (50~60Hz)
	Max. Consumption (W)	260W	260W	230W	230W
Operation	Lifetime	50,000hrs	50,000hrs	50,000hrs	50,000hrs
	Operating Temp. (°C)	0°C - 50°C	0°C - 50°C	0°C - 50°C	0°C - 50°C
	Storage Temp. (°C)	-20°C - 60°C	-20°C - 60°C	-20°C - 60°C	-20°C - 60°C
	Operating Humidity (RH)	10%-85% RH Non-Condensing	10%-85% RH Non-Condensing	10%-85% RH Non-Condensing	10%-85% RH Non-Condensing
	Storage Humidity (RH)	5%-95% RH Non-Condensing	5%-95% RH Non-Condensing	5%-95% RH Non-Condensing	5%-95% RH Non-Condensing

• 3.5mm Series LCD Display Screen

Model		JL-L1-46H35	JL-L1-46L35	JL-L1-49L35	JL-L1-55H35	JL-L1-55L35
						
Physical	Diagonal	46"	46"	49"	55"	55"
	Bezel Width	3.5mm	3.5mm	3.5mm	3.5mm	3.5mm
	Panel Type	S-PVA	S-PVA	S-PVA	S-PVA	S-PVA
	Backlight	Direct LED	Direct LED	Direct LED	Direct LED	Direct LED
	Display Size	1018.08 × 572.67mm	1018.08 × 572.67mm	1073.8 × 604mm	1209.6 × 680.4mm	1209.6 × 680.4mm
	Dimensions	1021.98 × 576.57 × 70mm	1021.98 × 576.57 × 70mm	1075.72 × 605.94 × 74.1mm	1213.5 × 684.3 × 67.5mm	1213.5 × 684.3 × 67.5mm
	Net Weight	18kg	18kg	20kg	21kg	21kg
Display	Gross Weight	20.5kg	20.5kg	22kg	23.5kg	23.5kg
	Resolution	1920 × 1080	1920 × 1080	1920 × 1080	1920 × 1080	1920 × 1080
	Contrast Ratio	4000:1	3000:1	3000:1	4000:1	3000:1
	Luminance	700cd/m ²	500cd/m ²	500cd/m ²	700cd/m ²	500cd/m ²
	Aspect Ratio	16:9	16:9	16:9	16:9	16:9
	Response Time	8ms	8ms	8ms	8ms	8ms
	Chroma	16.7M	16.7M	16.7M	16.7M	16.7M
Control	Viewing Angle	178°(H) / 178°(V)	178°(H) / 178°(V)	178°(H) / 178°(V)	178°(H) / 178°(V)	178°(H) / 178°(V)
	Input	1 × DVI, 1 × VGA, 1 × HDMI, 1 × BNC	1 × DVI, 1 × VGA, 1 × HDMI, 1 × BNC	1 × DVI, 1 × VGA, 1 × HDMI, 1 × BNC	1 × DVI, 1 × VGA, 1 × HDMI, 1 × BNC	1 × DVI, 1 × VGA, 1 × HDMI, 1 × BNC
	output	1 × BNC	1 × BNC	1 × BNC	1 × BNC	1 × BNC
	Control	RS232, IR	RS232, IR	RS232, IR	RS232, IR	RS232, IR
Power	Other Interface	USB	USB	USB	USB	USB
	Power Input	AC100~240V (50~60Hz)	AC100~240V (50~60Hz)	AC100~240V (50~60Hz)	AC100~240V (50~60Hz)	AC100~240V (50~60Hz)
	Max. Consumption (W)	260W	260W	260W	260W	260W
Operation	Lifetime	50,000hrs	50,000hrs	50,000hrs	50,000hrs	50,000hrs
	Operating Temp. (°C)	0°C - 50°C	0°C - 50°C	0°C - 50°C	0°C - 50°C	0°C - 50°C
	Storage Temp. (°C)	-20°C - 60°C	-20°C - 60°C	-20°C - 60°C	-20°C - 60°C	-20°C - 60°C
	Operating Humidity (RH)	10%-85% RH Non-Condensing	10%-85% RH Non-Condensing	10%-85% RH Non-Condensing	10%-85% RH Non-Condensing	10%-85% RH Non-Condensing
	Storage Humidity (RH)	5%-95% RH Non-Condensing	5%-95% RH Non-Condensing	5%-95% RH Non-Condensing	5%-95% RH Non-Condensing	5%-95% RH Non-Condensing

Splicing Processor



Splicing Processor is a high performance image processing platform, between video source and transmitter. It can support multiple video signals' input, output and real-time processing, work in the core position of whole system. User can select different i/o card by inserting into different chassis. Options of chassis are 4U, 8U, 14U and 22U.

The product is equipped with high volume, high speed FPGA array and CrossPoint digital multi-bus routing exchange technology, which guarantees all input signal that are processed in real-time and high data uniformity without delay, discretization or frame loss, which offers best-in-class image. In support of multiple screen control with different resolutions, separated display and multi-channel video input displayed anywhere in video wall, all windows can be moved, overlapped, zoomed in and out and PIP displayed freely.



MSP100-X1-4U



MSP100-X1-8U



MSP100-X1-14U



MSP100-X1-22U

• Splicing Processor

Model		MSP100-X1-4U	MSP100-X1-8U	MSP100-X1-14U	MSP100-X1-22U
General	SPEC	19-inch, 4U	19-inch, 8U	19-inch, 14U	19-inch, 22U
	Dimensions (mm)	438 × 316 × 178 (mm)	438 × 316 × 356 (mm)	438 × 316 × 623 (mm)	438 × 316 × 979 (mm)
Card	Input Slot	6	13	24	32
	Output Slot	2	4.5	9	18
	Max. Input Channel	16 × 1080p + 4 × 4K / 24 × 1080p	36 × 1080p + 8 × 4K / 52 × 1080p	64 × 1080p + 16 × 4K / 96 × 1080p	56 × 1080p + 36 × 4K / 128 × 1080p
	Max. Output Channel	4 × 4K / 8 × 1080p4	9 × 4K / 18 × 1080p	18 × 4K / 36 × 1080p	36 × 4K / 72 × 1080p
Control	LAN Port	1 × RJ-45 port, Ethernet 10/100Base-T	1 × RJ-45 port, Ethernet 10/100Base-T	1 × RJ-45 port, Ethernet 10/100Base-T	1 × RJ-45 port, Ethernet 10/100Base-T
	Debug port	2 × RS232 port	2 × RS232 port	2 × RS232 port	2 × RS232 port
Power Supply	Redundant Power Supply	-	Supported	Supported	Supported
	Hot-swap	Supported	Supported	Supported	Supported
	Module	1	1 (the second power is optional)	2	2
	Input Voltage	AC110~220V (50~60Hz)	AC110~220V (50~60Hz)	AC110~220V (50~60Hz)	AC110~220V (50~60Hz)
	Max Consumption	200W	420W	600W	800W
Operation	MTBF	30,000hrs	30,000hrs	30,000hrs	30,000hrs
	MTTR	10s	10s	10s	10s
	Operating temp. (°C)	-10 ~ +55	-10 ~ +55	-10 ~ +55	-10 ~ +55
	Operating humidity (RH)	10~90% RH non-condensing	10~90% RH non-condensing	10~90% RH non-condensing	10~90% RH non-condensing
	Shockproof Level	ISTA 1A carton	ISTA 1A carton	ISTA 1A carton	ISTA 1A carton
	Cooling	Air cooling component	Air cooling component	Air cooling component	Air cooling component

• Cards

Model	Type	Channel	Port	Resolution
D-IC	Input	4	DVI-D	1080p
R-IC	Input	4	VGA	1080p
H-IC	Input	4	HDMI	1080p
N-IC	Input	4	Twisted-pair	1080p
F-IC	Input	4	Optical	1080p
V-IC	Input	16	CVBS(2 DVI convert to 16 CVBS)	NTSC/PAL
W-IC	Input	4	CVBS	NTSC/PAL
S-IC	Input	4	SD / HD / 3G SDI	1080p
R+IC	Input	4	YPbPr	1080p
HD-IC	Input	2	Dual-link DVI	4K
UH-IC	Input	2	HDMI 1.4	4K
DP-IC	Input	2	DP	4K
HI-IC	Input	2	RJ45	1080p
D-OC	Output	4	DVI-I / VGA	1080p
H-OC	Output	4	HDMI	1080p
N-OC	Output	4	Twisted-pair	1080p
S-OC	Output	4	SDI	1080p
F-OC	Output	4	Optical	1080p
UH-OC	Output	2	HDMI 1.4	4K
HD-OC	Output	2	Dual-link DVI	4K
02PV	Signal premonitor	128	RJ45	Supports browse channel signal source real-time by computer software



Website



Facebook

www.kedacom.com

China (Headquarters)

131, Jinshan Road, New District,
Suzhou 215011, P.R.China
Tel: (86) 512 6841 8188
Email: international.sales@kedacom.com

Singapore
(International Headquarters)

627A Aljunied Road, BizTech Centre, #09-07, Singapore 389842.
Tel: (65) 6842 5700
Email: international.sales@kedacom.com

Shenzhen

Room 2103B Tianxia Feicuimingzhu
Jinji Road, Nanshan District
Shenzhen, China, 518000
Tel: (86) 138 2886 0464
Email: shenzhen@kedacom.com

Netherlands

Groenhof 344, Amstelveen, 1186GK,
The Netherlands.
Tel: (31) 020 640 1114
Email: holland@kedacom.com

Korea

#1802 Daeryung Techno 15th, 401 Simindaero,
Dongan-Gu, Gyunggi-Do, Korea 431062.
Tel: (82) 31 386 3140
Email: cheong@kedacom.co.kr

Turkey

Merkez: Beşyol Mah. Cami Sok.
No:14 K.Çekmece / İstanbul
Tel: 0(212) 220 55 50 (Dahili:103)
Email: turkey@kedacom.com